

# HEP B TESTING FOR ADULTS

ASK YOUR DOCTOR TO TEST IF YOU **HAVE HEP B** OR ARE **IMMUNE**

## HEP B TEST RESULTS WILL TELL YOU IF YOU HAVE...

**A CURRENT INFECTION - YOU HAVE HEP B RIGHT NOW.**

**2ND HEP B TEST** ( 6 MONTHS LATER )

TAKE THE TEST AGAIN TO SEE IF YOU STILL HAVE HEP B (IF YOU HAVE HEP B LONGER THAN 6 MONTHS IT MEANS YOUR BODY CAN'T FIGHT IT OFF).

**CHRONIC HEP B**

YOU HAVE HAD HEP B FOR MORE THAN 6 MONTHS. **THIS MEANS YOU WILL HAVE HEP B FOR LIFE.\***

**RESOLVED HEP B INFECTION**

YOU HAD HEP B BUT YOUR BODY FOUGHT IT OFF. **YOU CAN'T GET HEP B AGAIN.**


**NO ACTION NEEDED**

YOU ARE PROTECTED AGAINST HEP B AND CAN'T GET IT.




**YOUR FAMILY MIGHT HAVE HEP B TOO.**

TALK TO THEM ABOUT GETTING TESTED.



**GET VACCINATED FOR HEP B**

ASK YOUR DOCTOR OR NURSE, COMMUNITY HEALTH CLINIC, SEXUAL HEALTH CLINIC, TRAVEL CLINIC OR AMS ABOUT GETTING VACCINATED.



**CHECK-UPS EVERY 6 MONTHS**


**YOUR SEXUAL PARTNERS OR FAMILY MIGHT HAVE HEP B TOO.**

TALK TO THEM ABOUT GETTING TESTED.



**YOUR SEXUAL PARTNERS OR FAMILY MIGHT HAVE HEP B TOO.**

TALK TO THEM ABOUT GETTING TESTED.



PRODUCED JULY 2017

### \*IF YOU HAVE HEP B FOR LIFE

People with hep B can live long, healthy lives. To make sure you stay as healthy as you can, it is important that you have check-ups with your doctor every 6-12 months. At your check-up, your doctor will do a blood test and sometimes a liver scan. Check-ups help your doctor make sure your liver is healthy and work out if you should be on treatment. They will also talk to you about what you can do to help keep your liver healthy.













**HEPATITIS**VICTORIA

This chart provided, courtesy of Hepatitis NSW (2017)

# THIS SECTION IS FOR YOU AND YOUR DOCTOR

## DOCTORS >>

PLEASE SCREEN THIS CLIENT FOR ALL THREE TESTS BELOW

NAME OF TEST	DIAGNOSIS			
	NO IMMUNITY NO INFECTION SUSCEPTIBLE TO HEP B	IMMUNITY TO HEP B FROM SUCCESSFUL VACCINATION	IMMUNITY TO HEP B FROM RESOLVED ACUTE INFECTION	CURRENT INFECTION COULD BE ACUTE OR CHRONIC
<b>HEP B SURFACE ANTIGEN (HBsAg)</b> THIS TEST SHOWS WHETHER A PERSON HAS A CURRENT HEP B INFECTION				
<b>HEP B CORE ANTIBODY (anti-HBc)</b> THIS TEST SHOWS WHETHER A PERSON HAS BEEN EXPOSED TO HEP B EITHER RECENTLY OR IN THE PAST				
<b>HEP B SURFACE ANTIBODY (anti-HBs)</b> THIS TEST SHOWS WHETHER A PERSON HAS IMMUNITY TO THE HEP B				
RECOMMENDATION				
	<b>HEP B VACCINATION RECOMMENDED.</b>	<b>CHECK ANTIBODY LEVEL.</b> IF ANTIBODY LEVEL IS ABOVE 10 mIU/ML, PATIENT IS IMMUNE TO HEP B.	<b>ENCOURAGE TESTING</b> OF FAMILY / SEXUAL PARTNERS / HOUSEHOLD CONTACTS.	<b>TALK TO LIVER CLINIC/ SPECIALIST</b> ABOUT FURTHER TESTS AND MONITORING. <b>ENCOURAGE TESTING</b> OF FAMILY / SEXUAL PARTNERS / HOUSEHOLD CONTACTS.

PRODUCED JULY 2017

## WANT TO KNOW MORE?

Call our Hepatitis Infoline 1800 703 003

or look up [hepvic.org.au/behepaware](http://hepvic.org.au/behepaware) to find out more

**HEPATITIS**VICTORIA

This chart provided, courtesy of Hepatitis NSW (2017)